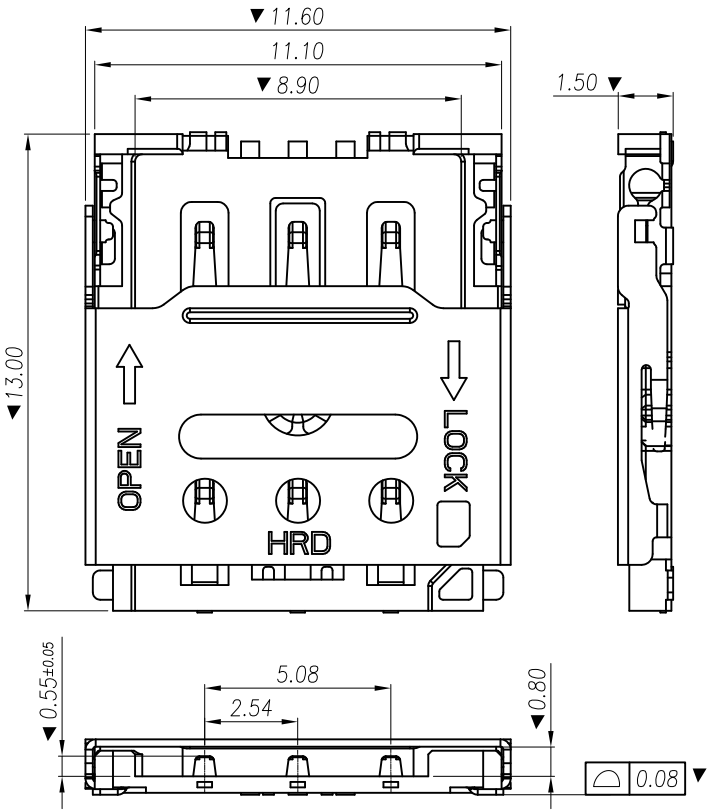

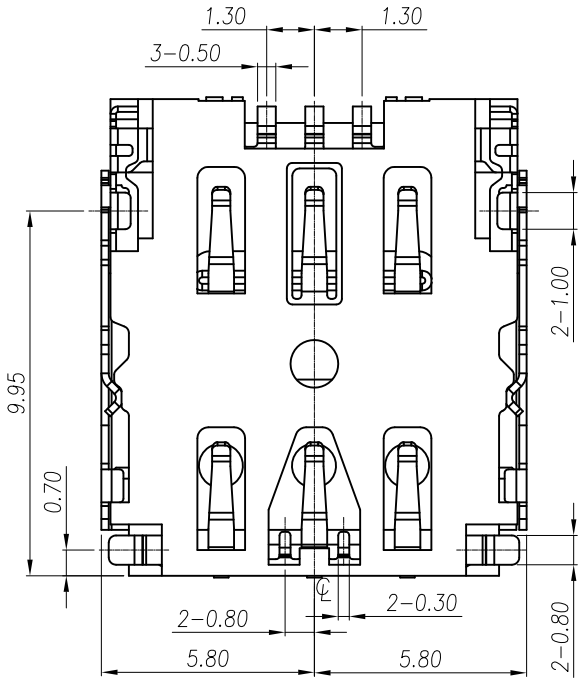

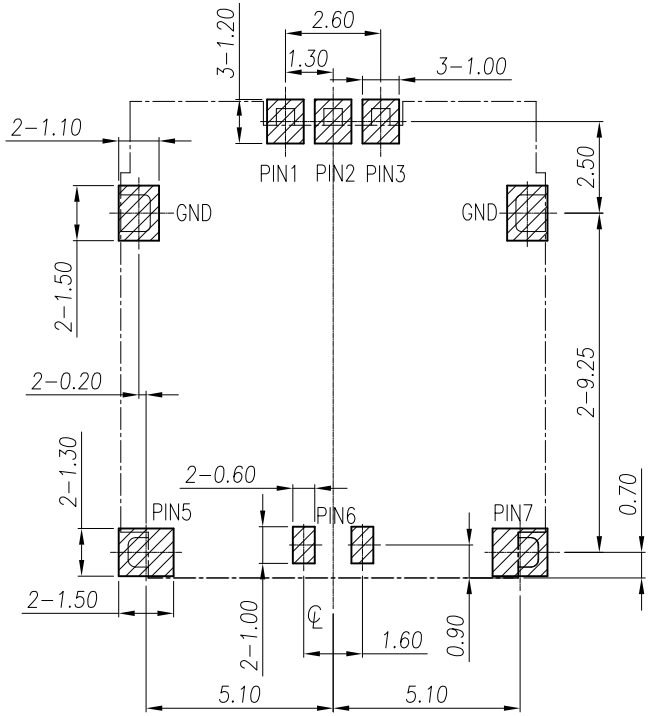

PCB LAYOUT(TOP VIEW)
TOLERANCE ±0.05

SIM CARD PIN NO.	NAME
PIN_1	VCC
PIN_2	RST
PIN_3	CLK
PIN_5	GND
PIN_6	VPP
PIN_7	I/O

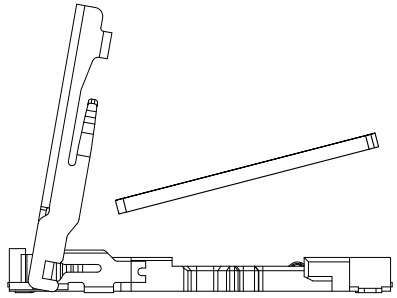

STEP 1 INSERT NANO SIM CARD

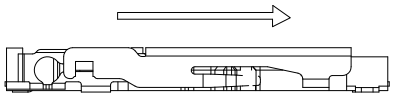

STEP 2 PUSH THE SHELL

NOTES:

1, MATERIAL:
- 1−1 HOUSING: THERMOPLASTIC, UL94 V−0, COLOR:BLACK
- 1−2 SHELL: STAINLESS STEEL T=0.20mmmm
- 1−3 CONTACT: COPPER ALLOY T=0.15mm

2, FINISH:
- 2−1 CONTACT: 1u" AU MIN. ON CONTACT AREA
  GOLD FLASH ON SOLD AREA,
  50u" NI MIN. UNDERPLATING OVER ALL

3.ALL DIMENSIONS MARKED ▼ MUST BE CONTROLLED BY QC

REV.	ECN NO.	DESCRIPTION	DATE
A	———	NEW	2016.08.25

UNITS: mm
DATE: 2016.08.25
SCALE: 1:5
SHEET: 1/1
REV. A

GENERAL TOLERANCE

X. ±0.20	X.° ±2.00°
.X ±0.15	.X° ±1.00°
.XX ±0.10	.XX° ±0.5°
.XXX ±0.05	

MATERIAL:
FINISH SEE NOTE

DRAW:
CHECKED:
APPROVE:

PART NO. S156−2B06F15A
TITLE: 1.5H NANO SIM CARD CONNECTOR.
DRAWING NO.

昆山捷皇电子精密科技有限公司
HONGRIDA ELECTRONIC TECHNOLOGY CO,LTD.